

WELCOME

You found us! We found you. We are The Order Of The Zine (Otherwise known as TOOTZ). This is all a good thing because we happen to be building a not-so-secret society to make and share zines. A zine is a mini magaZINE or booklet made by you (or anyone else). Zines are made to be copied and shared. They are full of art, stories, and emotions - just like the people who make them.

WHEN YOU JOIN, A FEW THINGS YOU SHOULD KNOW:

We make zines. We accept not-so-secret assignments. We share. The Order is not very orderly but we do treat each other nicely. It's for members only.* (*Please become a member) (*It's 100% free) (*To join all you really have to do is to make some zines)

YOU SHOULD ALSO KNOW:

The Order Of The Zine library is where we display what we made. Check it out. TOOTZ is for the suspecting AND unsuspecting public. Everyone can see it. We have zine-making kits. We will share them with you. When you make zines and share them back, you get supplies to make more. You can stop at any time.

WAIT, THERE'S MORE:

If you're a TOOTZ member (we hope you will be), and you make zines (we hope you will do that too), we make these agreements -
Artists sign their work. You are an artist. Include your name on your zine, OK?
We don't insult anybody. We make zines that treat others how we want to be treated.
If you share your zine, we'll make a copy to keep in the official TOOTZ registry.
You keep what's yours. You get the original.
The Order can't display all the zines, but we'll do our best.

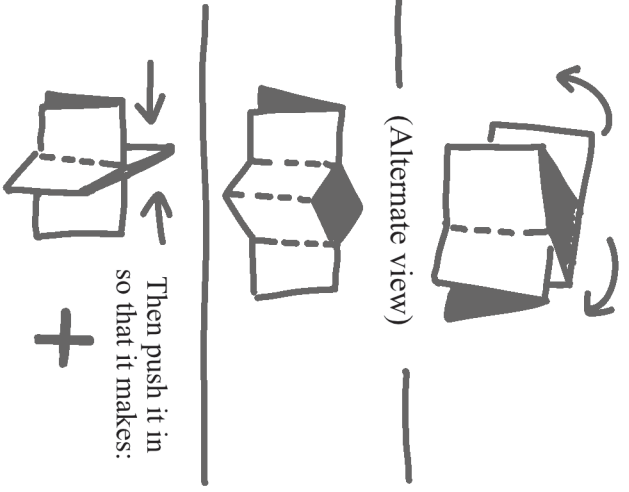
HERE WE ARE AT THE END OF THE LETTER.

If you've read this far, **YOU ARE READY** to start zine making. Included is your official not-so-secret assignment. Please report back. We await your zine. Return for further instructions.

Not-so-secretly yours,
The Order Of The Zine

TURN
THIS PAPER
OVER FOR YOUR
FREE ZINE
MANUAL





Now let's fold it over along the same fold we make the cut along

(Alternate view)

Then push it in so that it makes:



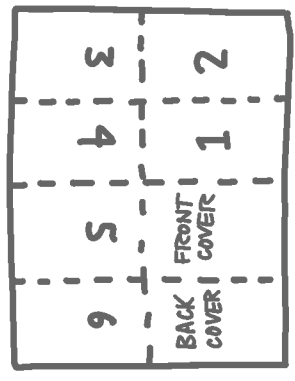
You have successfully transformed a piece of paper into a zine! Now you can fill it with art or writing (or both) and make your own!

Congratulations!



Then fold it shut like a book!

CUT ALONG DARK LINE



If you turn the paper horizontally, we can imagine the layout of the zine like the image above. If that doesn't make sense to you right now, that's okay!

All will be revealed soon!


NOT-~~SO~~-SECRETIVE OPERATIVES WERE BEHIND THE CREATION OF THIS PROJECT. THEY INCLUDE:

- THE PORTLAND ART MUSEUM
- THE OREGON COMMUNITY FOUNDATION
- CARTOONIST JONATHAN HILL
- ARTIST KELSEY SNOOK




THIS COMES TO YOU FROM **OKYOU** FOR WAY, WAY, WAY MORE PROJECTS, COME VISIT US AT: OKYOU.ORG

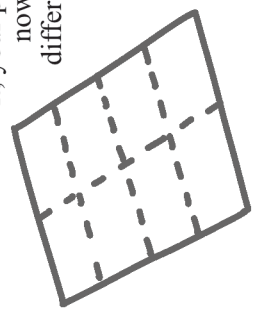
Now fold it in half the other way!



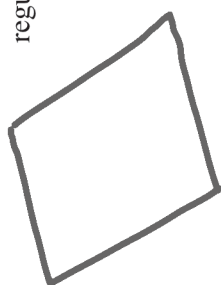
And let's fold it in half again!




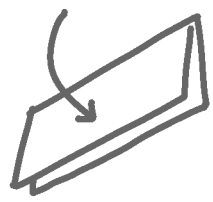
When you unfold it, your paper should now have eight different sections separated by the folds.




Here we have a regular sheet of paper.



And we're going to fold it in half!



PRESENTED BY THE ORDER OF THE ZINE



MANUAL
ON HOW TO
TRANSFORM
A SHEET OF PAPER
INTO A
ZINE